

<b>Table of Contents</b>	<b>Page</b>
Key Findings	i
Graduate Information	ii
Graduate Statistics	iii - vi
2008-09 Graduates by Program	vii - viii
Accounting	1
Administrative Assistant	2
Auto Collision Repair & Refinish	3
Auto Maintenance Technician	4
Broadcast Captioning	5
Business Management	6
Child Care Services	7
Criminal Justice - Law Enforcement	8
Dairy Herd Management	9
Dental Assistant	10
Early Childhood Education	11
Electro - Mechanical Technology	12
EMT - Basic	13
EMT - Paramedic	14
Farm Business & Production Management	15
Health Unit Coordinator	16
Human Resources Administration	17
Individualized Tech Studies	18
Industrial Maintenance	19
IT - Computer Support Specialist	20
IT - Network Specialist	21
Machine Tool Operation	22
Marketing	23
Mechanical Design	24
Medical Administrative Specialist/Transcriptionist	25
Medical Coding	26
Medical Assistant	27
Medication Assistant	28
Nursing Assistant	29
Nursing - Associate Degree	30
Office Assistant	31
Paralegal	32
Pharmacy Services Management	33
Pharmacy Technician	34
Practical Nursing	35
Radiography	36
Supervisory Management	37
Supply Chain Management	38
Surgical Technology	39
Welding - Industrial	40
Appendix: Survey Template	41

## Key Findings

The data in this report has been compiled from the 2010 Graduate Follow-Up Survey which is conducted annually six months to one year after graduation. For comparison purposes, data from previous Graduate Follow-Up surveys has been included. The report provides information on job placement, employment status, salaries, employers, and occupational titles of graduates who responded.

- ... 924 graduates from 2008-09 were surveyed.
- ... 655 replied to the survey, creating a 72% response rate.
  - ... 62% Associate Degree
  - ... 91% One-Year Technical Diploma
  - ... 72% Short-Term Technical Diploma
- ... 98% of graduates who responded are satisfied or very satisfied with the education and training they received at LTC.
- ... 81% of graduates were employed six months to one-year after graduation (of those available for employment).
- ... Median wage from responding Associate Degree graduates employed full-time in a related field was \$35,492.

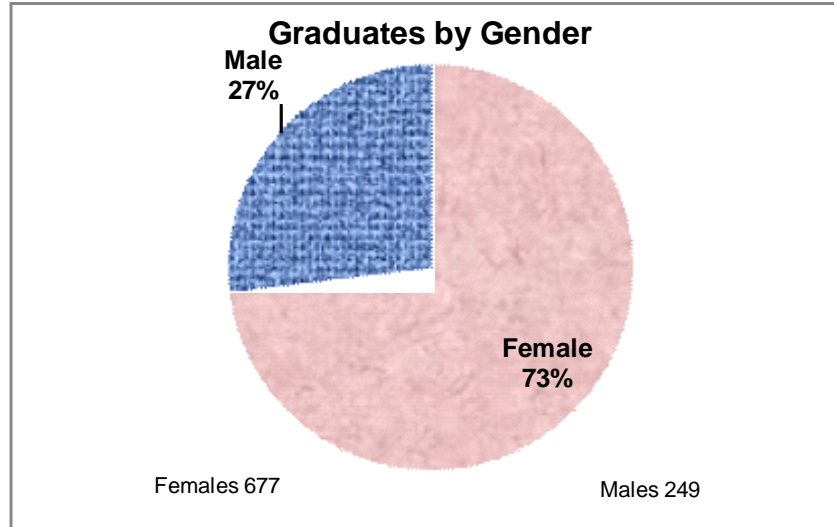
### Additional Notes:

- ... “Not available for employment” includes graduates who are homemakers, disabled, other, or (most often) students. Wages listed are for full-time (35 or more hours per week), related positions.
- ... Titles and employers are listed for graduates working full-time or part-time in a related field.
- ... Only programs with 3 or more responses have data reported. **NA** indicates that the question yielded less than 3 responses.

# Graduate Information

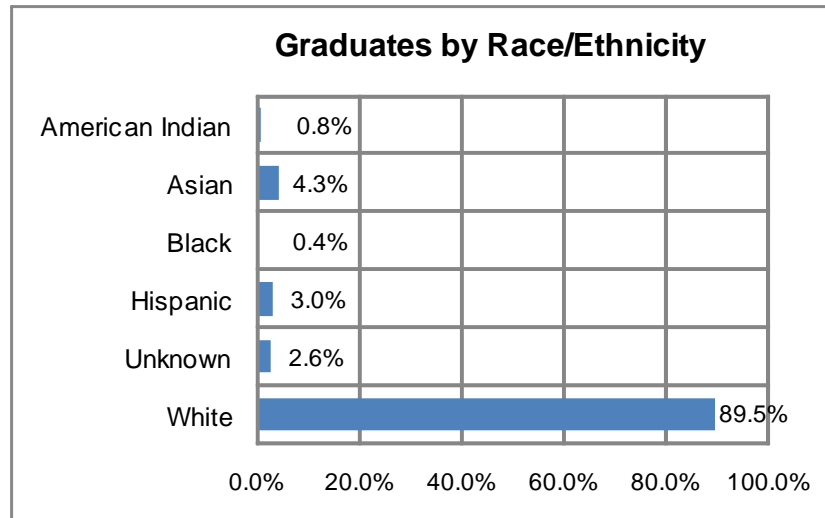
## Graduates by Gender

73% of graduates are female; 27% male.



## Graduates by Race/Ethnicity

89% of graduates were white, 8% were multicultural, and 3% did not report their race or ethnicity.



# Graduate Statistics

## Response Rate

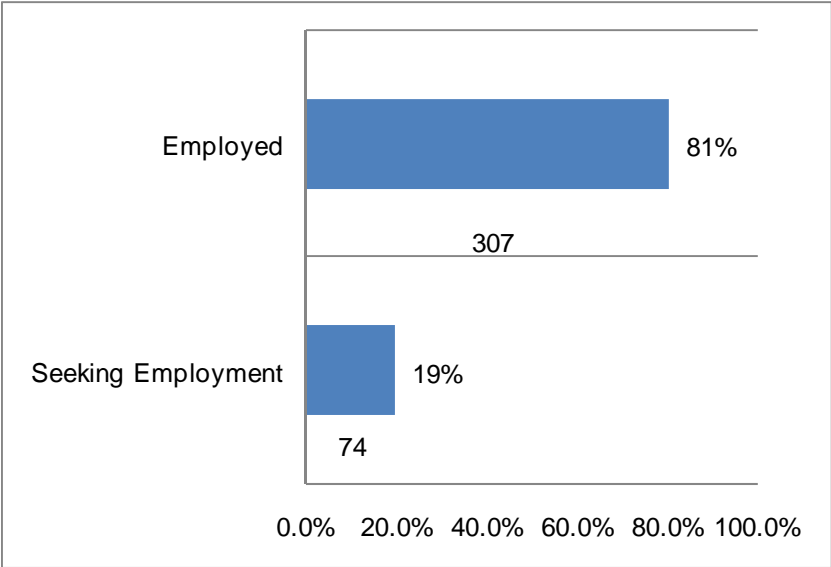
The overall response rate was 72%.

Program Type	Graduates	# Replied	% Replied
Associate Degree	343	213	62%
Short-Term Diploma	412	297	72%
Technical Diploma	160	145	91%
Aggregate	915	655	72%

## Employment Status

81% of graduates that were in the labor market are employed.  
19% were seeking employment.

Those not in the labor market:  
... 240 were full-time students

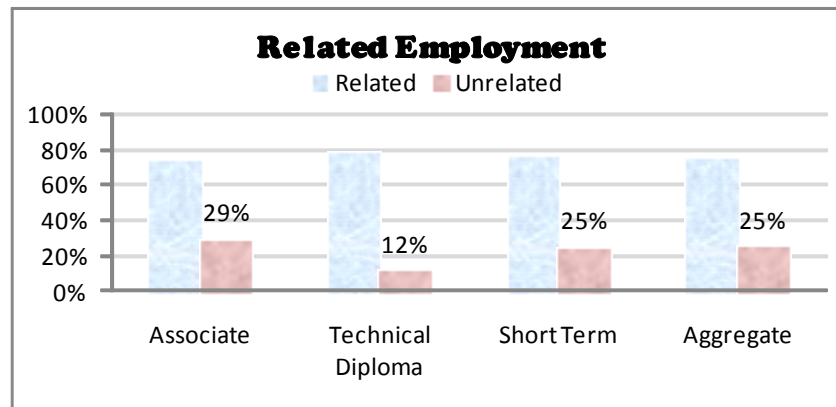


# Graduate Statistics

## Related Employment

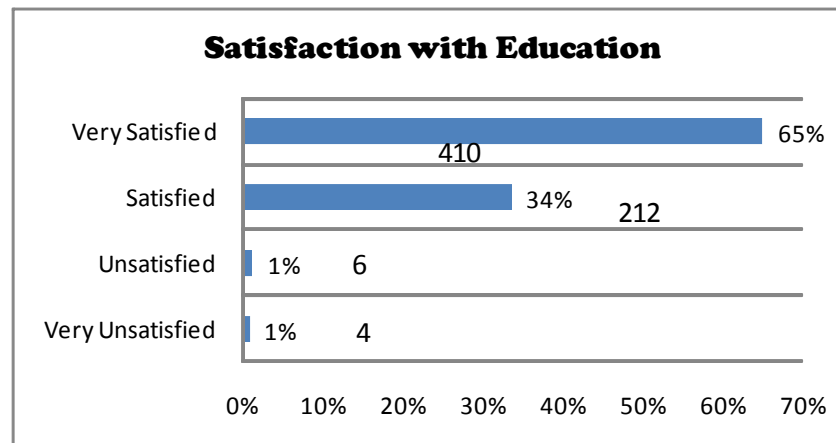
74% are employed in a related field.

	Associate	Technical	Short-Term	Aggregate
	#	#	#	#
<b>Related</b>	100	43	78	221
<b>Unrelated</b>	37	12	26	75
<b>Total</b>	137	55	104	296



## Satisfaction with LTC

98% of graduates are either satisfied or very satisfied with their education education and training at LTC.

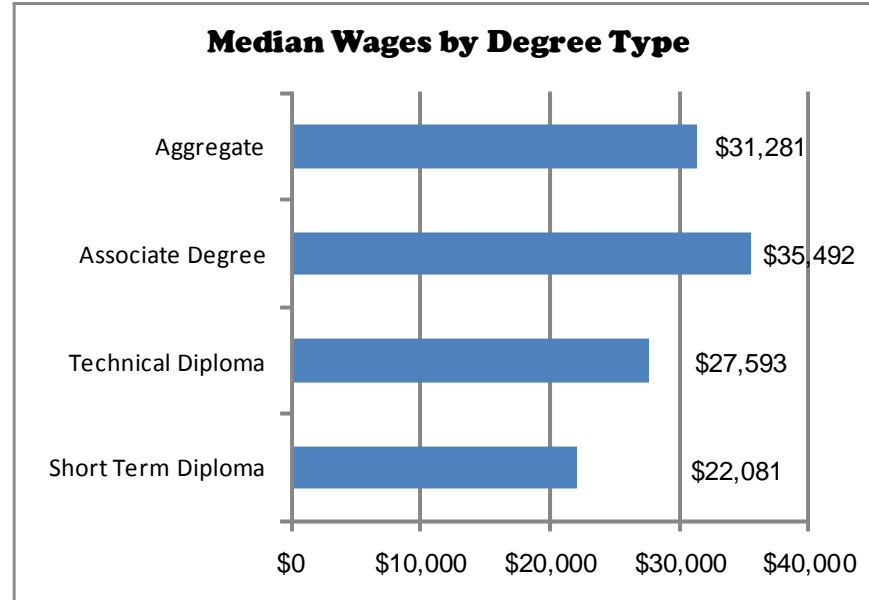


# Graduate Statistics

## Hours and Wages

The median hourly wage for full-time employment is \$14.67.  
 The median annual wage for full-time employment is \$31,281.

	Hourly Wage	Annual Wage	Average Hours/Week
Associate Degree	\$15.08	\$35,492	35
Technical Diploma	\$14.74	\$27,593	36
Short Term Diploma	\$12.13	\$22,081	35
Aggregate Full-Time	\$14.67	\$31,281	41
Aggregate Part-Time	\$13.51	\$28,100	32

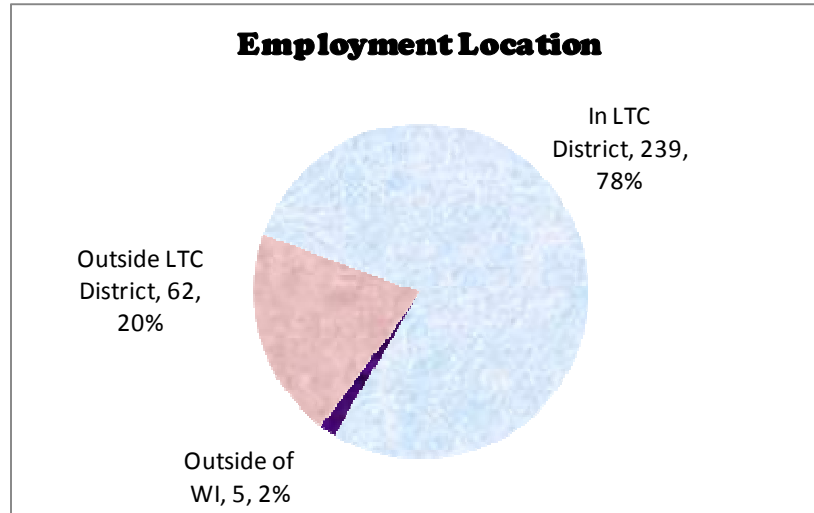


35 or more hours per week; related employment only.

# Graduate Statistics

## Employment Location

98% work in Wisconsin. 78% of LTC graduates work in the LTC District. 2% Work outside of Wisconsin.



## Graduate Licensure Rates

	# Grads	# Students Took Exam	# Passed	% Passed	Nat'l. Pass %
EMT - Basic	49	49	41	84%	68%
EMT - Paramedic	9	9	9	100%	68%
Medical Assistant	19	17	16	94%	63%
Practical Nursing	42	30	29	97%	86%
Radiography	14	13	11	85%	91%
Registered Nurse	41	41	35	85%	87%
<b>Total</b>	<b>173</b>	<b>159</b>	<b>141</b>	<b>89%</b>	<b>72%</b>

## 2008 - 2009 Graduates

924 students graduated in degree and diploma programs.

Program	Number of Graduates	Percent of Total Graduates
Accounting	31	3.35%
Administrative Assistant	11	1.19%
Auto Collision Repair & Refinish	6	0.65%
Auto Maintenance Technician	5	0.54%
Broadcast Captioning	3	0.32%
Business Management	12	1.30%
Child Care Services	10	1.08%
Criminal Justice-Law Enforcement	20	2.16%
Dairy Herd Management	9	0.97%
Dental Assistant	17	1.84%
Early Childhood Education	14	1.52%
Electro-Mechanical Technology	14	1.52%
Emergency Management	2	0.22%
EMT-Basic	49	5.30%
EMT-Paramedic	9	0.97%
Farm Business & Production Mgt	13	1.41%
Graphic and Web Design	8	0.87%
Health Unit Coordinator	19	2.06%
Human Resources Administration	7	0.76%
Individualized Tech Studies	22	2.38%
Industrial Maintenance	11	1.19%
IT-Computer Support Specialist	5	0.54%
IT-Network Specialist	21	2.27%
IT-Programmer/Analyst	1	0.10%
IT-Web & Software Developer	2	0.22%
Judicial Reporting	3	0.32%

## 2008 - 2009 Graduates

Program	Number of Graduates	Percent of Total Graduates
Machine Tool Operation	11	1.19%
Marketing	8	0.87%
Mechanical Design	14	1.52%
Medical Admin Specialist	3	0.32%
Medical Assistant	19	2.06%
Medical Coding	6	0.65%
Medical Transcription	2	0.22%
Medication Assistant	10	1.08%
Nursing Assistant	299	32.36%
Nursing-Associate Degree	41	4.44%
Office Assistant	6	0.65%
Paralegal	4	0.43%
Paramedic Technician	2	0.22%
Pharmacy Services Management	7	0.76%
Pharmacy Technician	35	3.79%
Practical Nursing	42	4.55%
Quality Assurance Technician	2	0.22%
Radiography	14	1.52%
Supervisory Management	20	2.16%
Supply Chain Management	19	2.06%
Surgical Technologist	4	0.43%
Welding-Industrial	24	2.60%
Welding/Maint & Fabrication	5	0.54%
Wind Energy Technology	3	0.32%
<b>Total</b>	<b>924</b>	<b>100.0%</b>

Note: Only programs with 3 or more responses are included in this report.

**Accounting****10-101-1**

	2006-07	2007-08	2008-09
Graduates	30	29	<b>31</b>
Responses	25	19	<b>22</b>
Employed (Related)	13	12	<b>9</b>
Employed (Non-Related)	9	3	<b>4</b>
Seeking Employment	3	3	<b>7</b>
Not Available for Employment	0	1	<b>2</b>
Employed in LTC District	17 (77%)	14 (93%)	<b>12 (100%)</b>
Hourly Median Wage	\$14.28	\$13.00	<b>\$13.23</b>
Hourly Wage Range	\$12.00 - 24.38	\$7.25 - 22.87	<b>\$8.00 - 20.00</b>
Annual Median Salary	\$32,821	\$26,770	<b>\$26,765</b>
Annual Salary Range	\$26,880 - 54,600	\$15,079 - 47,569	<b>\$18,720 - 41,600</b>

**RELATED GRADUATE EMPLOYMENT**

<b>Job Titles</b>	<b>Employers</b>
Customer Service Representative	H & R Block
Office Manager	Kohler Co.
Accounts Payable	GEM Construction & Repair
Tax Preparer	Jackson Hewitt
Accounting Assistant	Culligan
Lead Teller	F. Radandt Sons
Accounting Clerk	Bay Lake Bank
Accounting Specialist	Priority Inc.

**Administrative Assistant****10-106-6**

	2006-07	2007-08	2008-09
Graduates	16	7	11
Responses	14	6	11
Employed (Related)	9	5	3
Employed (Non-Related)	2	0	0
Seeking Employment	2	0	3
Not Available for Employment	1	1	2
Employed in LTC District	10 (91%)	5 (100%)	1 (33%)
Hourly Median Wage	\$11.00	\$11.75	\$9.63
Hourly Wage Range	\$9.00 - 13.00	\$10.39 - 13.00	\$9.25-\$10.00
Annual Median Salary	\$24,640	\$24,440	\$20,029
Annual Salary Range	\$17,640 - 29,120	\$21,610 - 27,038	\$19,238-\$20,798

**RELATED GRADUATE EMPLOYMENT**

<b>Job Titles</b>	<b>Employers</b>
Document Control Coordinator Office Assistant	Kleen Test Products LeMieux Toyota

## Auto Collision Repair & Refinish **31-405-1**

	2006-07	2007-08	2008-09
Graduates	11	9	6
Responses	10	4	5
Employed (Related)	6	3	1
Employed (Non-Related)	2	0	1
Seeking Employment	1	1	0
Not Available for Employment	1	0	3
Employed in LTC District	4 (50%)	3 (100%)	2 (100%)
Hourly Median Wage	\$12.25	\$15.00	\$11.25
Hourly Wage Range	\$10.00 - 18.00	\$9.75 - 17.50	\$11.00-\$11.50
Annual Median Salary	\$29,750	\$31,200	\$23,398
Annual Salary Range	\$22,960 - 45,360	\$20,280 - 36,397	\$22,878-23,918

### RELATED GRADUATE EMPLOYMENT

Job Titles	Employers
Body Technician	Dean's Auto Body

**Auto Maintenance Technician****31-404-3**

	2006-07	2007-08	2008-09
Graduates	8	11	5
Responses	7	8	3
Employed (Related)	5	3	2
Employed (Non-Related)	2	2	0
Seeking Employment	0	1	1
Not Available for Employment	0	2	0
Employed in LTC District	6 (86%)	4 (80%)	2 (100%)
Hourly Median Wage	\$11.00	\$13.00	\$12.56
Hourly Wage Range	\$10.00 - 16.90	\$11.00 - 18.29	\$9.00-15.00
Annual Median Salary	\$28,840	\$27,040	\$34,613
Annual Salary Range	\$22,400 - 43,940	\$22,880 - 38,040	\$21,526-46,796

**RELATED GRADUATE EMPLOYMENT**

<b>Job Titles</b>	<b>Employers</b>
Service Technician Lube Technician	Van Horn Hyundai Carlton

**Broadcast Captioning****10-170-1**

	2006-07	2007-08	2008-09
Graduates	NA	NA	3
Responses	NA	NA	2
Employed (Related)	NA	NA	NA
Employed (Non-Related)	NA	NA	NA
Seeking Employment	NA	NA	NA
Not Available for Employment	NA	NA	2
Employed in LTC District	NA	NA	NA
Hourly Median Wage	NA	NA	NA
Hourly Wage Range	NA	NA	NA
Annual Median Salary	NA	NA	NA
Annual Salary Range	NA	NA	NA

**RELATED GRADUATE EMPLOYMENT**

<b>Job Titles</b>	<b>Employers</b>

**Business Management****10-102-3**

	2006-07	2007-08	2008-09
Graduates	-	6	12
Responses	-	6	8
Employed (Related)	-	2	3
Employed (Non-Related)	-	2	2
Seeking Employment	-	0	2
Not Available for Employment	-	2	1
Employed in LTC District	-	4 (100%)	5 (100%)
Hourly Median Wage	-	\$13.33	\$14.58
Hourly Wage Range	-	\$10.00 - 15.25	\$12.03 - 16.75
Annual Median Salary	-	\$27,726	\$31,403
Annual Salary Range	-	\$20,798 - 31,718	\$24,960 - 35,711

**RELATED GRADUATE EMPLOYMENT**

<b>Job Titles</b>	<b>Employers</b>
Customer Inquiry Associate Corporate Account Manager HR Team Leader	Culligan RLO Sign LTC
Note: Program started in 2007	

**Child Care Services****31-307-1**

	2006-07	2007-08	2008-09
Graduates	NA	NA	10
Responses	NA	NA	6
Employed (Related)	NA	NA	1
Employed (Non-Related)	NA	NA	0
Seeking Employment	NA	NA	0
Not Available for Employment	NA	NA	5
Employed in LTC District	NA	NA	NA
Hourly Median Wage	NA	NA	NA
Hourly Wage Range	NA	NA	NA
Annual Median Salary	NA	NA	NA
Annual Salary Range	NA	NA	NA

**RELATED GRADUATE EMPLOYMENT**

<b>Job Titles</b>	<b>Employers</b>

**Criminal Justice —  
Law Enforcement**

**10-504-1**

	2006-07	2007-08	2008-09
Graduates	20	20	<b>20</b>
Responses	18	12	<b>12</b>
Employed (Related)	11	8	<b>5</b>
Employed (Non-Related)	3	4	<b>2</b>
Seeking Employment	2	0	<b>3</b>
Not Available for Employment	2	0	<b>2</b>
Employed in LTC District	9 (64%)	5 (42%)	<b>5 (100%)</b>
Hourly Median Wage	\$15.70	\$11.00	<b>\$18.50</b>
Hourly Wage Range	\$9.50 - 24.60	\$8.36 - 19.23	<b>\$11.00 - 23.00</b>
Annual Median Salary	\$41,000	\$22,880	<b>\$38,480</b>
Annual Salary Range	\$21,280 - 53,726	\$17,387 - 39,995	<b>\$22,277– 47,840</b>

**RELATED GRADUATE EMPLOYMENT**

<b>Job Titles</b>	<b>Employers</b>
Corrections Officer Reserve Deputy	Sheboygan County Sheriff Manitowoc County Sheriff

# Dairy Herd Management

**31-091-1**

	2006-07	2007-08	2008-09
Graduates	9	10	<b>9</b>
Responses	9	8	<b>7</b>
Employed (Related)	9	8	<b>6</b>
Employed (Non-Related)	0	0	<b>0</b>
Seeking Employment	0	0	<b>1</b>
Not Available for Employment	0	0	<b>0</b>
Employed in LTC District	1 (11%)	2 (25%)	<b>3 (60%)</b>
Hourly Median Wage	\$11.64	\$14.43	<b>\$13.34</b>
Hourly Wage Range	\$9.00 - 20.00	\$10.25 - 32.97	<b>\$8.00-15.00</b>
Annual Median Salary	\$30,000	\$30,014	<b>\$33,194</b>
Annual Salary Range	\$22,680 - 62,400	\$21,318 - 68,572	<b>\$24,958-46,796</b>

## RELATED GRADUATE EMPLOYMENT

<b>Job Titles</b>	<b>Employers</b>
Herd Manager Assistant Dairy Herdsman Herdsman Farm Hand Dairy Farmer	Vogel Family Farms LLC Grotegut Dairy Farm Herman Dairy Holsum Dairy Jeff Bengel Groshek Farms, Inc.
Note: Salaries do not reflect benefits (housing, insurance, etc.).	

**Dental Assistant****30-508-2**

	2006-07	2007-08	2008-09
Graduates	19	16	17
Responses	15	8	12
Employed (Related)	7	2	4
Employed (Non-Related)	4	3	3
Seeking Employment	2	0	1
Not Available for Employment	2	3	4
Employed in LTC District	11 (100%)	5 (100%)	5 (63%)
Hourly Median Wage	NA	\$8.40	\$12.48
Hourly Wage Range	NA	\$7.49 - 10.00	\$10.00 - 14.50
Annual Median Salary	NA	\$17,472	\$25,948
Annual Salary Range	NA	\$15,578 - 20,798	\$20,800- 30,160

**RELATED GRADUATE EMPLOYMENT**

<b>Job Titles</b>	<b>Employers</b>
Receptionist/Dental Assistant Orthodontist Assistant Dental Assistant Endodontist Assistant	Dr. Gruber & Dr. Rammer DDS Just Orthodontics Dental Associates Dr. Brent Martin DDS, MS, SC

## Early Childhood Education

**10-307-1**

	2006-07	2007-08	2008-09
Graduates	23	10	<b>14</b>
Responses	21	5	<b>12</b>
Employed (Related)	13	2	<b>8</b>
Employed (Non-Related)	1	2	<b>0</b>
Seeking Employment	1	0	<b>0</b>
Not Available for Employment	5	1	<b>2</b>
Employed in LTC District	13 (87%)	3 (75%)	<b>5 (71%)</b>
Hourly Median Wage	\$9.94	\$9.38	<b>\$10.11</b>
Hourly Wage Range	\$9.00 - 15.00	\$8.50 - \$15.00	<b>\$7.56 - 16.00</b>
Annual Median Salary	\$20,255	\$19,510	<b>\$20,627</b>
Annual Salary Range	\$18,720 - 42,000	\$17,679 - 31,198	<b>\$17,680 - 33,280</b>

### RELATED GRADUATE EMPLOYMENT

<b>Job Titles</b>	<b>Employers</b>
Assistant Teacher Teacher Assistant Child Care Provider Child Care Director Lead Teacher in Preschool Classroom Christian Education Director	Salvation Army Child Care Here We Grow Preschool & Childcare Barbie's Family Day Care Center Sheboygan YMCA WGM

## Electro - Mechanical Technology 10-620-1

	2006-07	2007-08	2008-09
Graduates	4	10	<b>14</b>
Responses	4	7	<b>11</b>
Employed (Related)	3	7	<b>5</b>
Employed (Non-Related)	1	0	<b>1</b>
Seeking Employment	0	0	<b>2</b>
Not Available for Employment	0	0	<b>3</b>
Employed in LTC District	3 (75%)	4 (57%)	<b>5 (100%)</b>
Hourly Median Wage	\$17.75	\$18.90	<b>\$20.22</b>
Hourly Wage Range	\$14.00 - 19.46	\$15.25 - 21.00	<b>\$15.00 - 23.82</b>
Annual Median Salary	\$49,039	\$39,312	<b>\$42,049</b>
Annual Salary Range	\$31,360 - 49,700	\$31,718 - 43,677	<b>\$31,200 - 49,545</b>

### RELATED GRADUATE EMPLOYMENT

Job Titles	Employers
Maintenance Technician Electrician Mechanical Assembly	Kohler Co. Curt G. Joa Inc. American Dairy Brands Sargento Cheese

## Emergency Medical Technician - Basic

**30-531-3**

	2006-07	2007-08	2008-09
Graduates	89	49	<b>49</b>
Responses	74	19	<b>34</b>
Employed (Related)	32	3	<b>7</b>
Employed (Non-Related)	16	8	<b>6</b>
Seeking Employment	5	6	<b>1</b>
Not Available for Employment	20	2	<b>18</b>
Employed in LTC District	39 (80%)	9 (82%)	<b>7 (58%)</b>
Hourly Median Wage	\$15.52	\$12.24	<b>\$13.41</b>
Hourly Wage Range	\$8.15 - 27.18	\$10.50 - 20.00	<b>\$10.00 - 28.00</b>
Annual Median Salary	\$38,900	\$25,459	<b>\$35,131</b>
Annual Salary Range	\$27,384 - 56,534	\$21,838 -	<b>\$20,800– 58,240</b>

### RELATED GRADUATE EMPLOYMENT

Job Titles	Employers
Paramedic EMT-Basic EMT	Chilton Medical Plymouth Ambulance Service Mishicot Ambulance Service Paratech
<p>Note: Many graduates volunteer their services and receive no salary, while others are paid on a per-call basis. Some graduates provide a salary that is a combination of their EMT wages and a wage from their primary occupation, which may also impact wages.</p>	

# Emergency Medical Technician - Paramedic 31-531-1

	2006-07	2007-08	2008-09
Graduates	27	31	<b>9</b>
Responses	23	13	<b>4</b>
Employed (Related)	22	9	<b>4</b>
Employed (Non-Related)	0	3	<b>0</b>
Seeking Employment	1	1	<b>0</b>
Not Available for Employment	0	0	<b>0</b>
Employed in LTC District	8 (36%)	2 (17%)	<b>2 (50%)</b>
Hourly Median Wage	\$13.29	\$13.53	<b>\$14.00</b>
Hourly Wage Range	\$10.45 - 17.54	\$10.00 - 15.42	<b>\$14.00</b>
Annual Median Salary	\$41,066	\$28,142	<b>\$26,206</b>
Annual Salary Range	\$20,020 - 55,000	\$20,798 - 32,071	<b>\$29,118-40,765</b>

## RELATED GRADUATE EMPLOYMENT

Job Titles	Employers
Paramedic Firefighter/Paramedic	City of New Berlin Oshkosh Fire Department Orange Cross Ambulance Service Manitowoc Fire Department
<p>Note: Many graduates volunteer their services and receive no salary, while others are paid on a per-call basis. Some graduates provide a salary that is a combination of their EMT wages and a wage from their primary occupation, which may also impact wages.</p>	

# Farm Business & Production Management

**30-090-1**

	2006-07	2007-08	2008-09
Graduates	11	<b>10</b>	<b>13</b>
Responses	7	<b>7</b>	<b>8</b>
Employed (Related)	7	<b>7</b>	<b>6</b>
Employed (Non-Related)	0	<b>0</b>	<b>0</b>
Seeking Employment	0	<b>0</b>	<b>0</b>
Not Available for Employment	0	<b>0</b>	<b>2</b>
Employed in LTC District	4 (57%)	<b>6 (68%)</b>	<b>5 (83%)</b>
Hourly Median Wage	\$12.02	<b>NA</b>	<b>\$14.38</b>
Hourly Wage Range	\$8.65 - 14.88	<b>NA</b>	<b>\$11.54-16.58</b>
Annual Median Salary	\$50,000	<b>NA</b>	<b>\$46,000</b>
Annual Salary Range	\$38,752 - 50,000	<b>NA</b>	<b>\$42,000-50,000</b>

## RELATED GRADUATE EMPLOYMENT

<b>Job Titles</b>	<b>Employers</b>
Dairy Operations Manager Herdsman Self Employed Farm Owner	United Vision Dairy Branch View Dairy French Creek Farms Melichar Broad Acres Rainbow Horizon Dairy
Note: Salaries do not reflect equity growth.	

**Health Unit Coordinator****30-510-2**

	2006-07	2007-08	2008-09
Graduates	20	22	<b>19</b>
Responses	17	15	<b>16</b>
Employed (Related)	5	6	<b>4</b>
Employed (Non-Related)	6	3	<b>5</b>
Seeking Employment	1	4	<b>2</b>
Not Available for Employment	5	2	<b>5</b>
Employed in LTC District	9 (82%)	8 (89%)	<b>7 (78%)</b>
Hourly Median Wage	NA	\$11.00	<b>\$10.86</b>
Hourly Wage Range	NA	\$8.00 - 12.82	<b>\$10.00 - 11.74</b>
Annual Median Salary	NA	\$22,880	<b>\$22,588</b>
Annual Salary Range	NA	\$16,639 - 26,664	<b>\$20,800 - 24,419</b>

**RELATED GRADUATE EMPLOYMENT**

<b>Job Titles</b>	<b>Employers</b>
Scheduler/Receptionist Health Unit Coordinator Medical Search Medical Records Clerk	Holy Family Hospital Marsho Medical Holy Family Memorial Rehab Plus
Note: This program began in 2004.	

## Human Resources Administration 10-196-4

	2006-07	2007-08	2008-09
Graduates	NA	NA	7
Responses	NA	NA	6
Employed (Related)	NA	NA	2
Employed (Non-Related)	NA	NA	1
Seeking Employment	NA	NA	2
Not Available for Employment	NA	NA	1
Employed in LTC District	NA	NA	2 (100%)
Hourly Median Wage	NA	NA	NA
Hourly Wage Range	NA	NA	NA
Annual Median Salary	NA	NA	NA
Annual Salary Range	NA	NA	NA

### RELATED GRADUATE EMPLOYMENT

Job Titles	Employers
Recruiter	Great Lakes Staffing

Note: This program began in 2007.

## Individualized Technical Studies **10-825-1**

	2006-07	2007-08	2008-09
Graduates	23	13	<b>22</b>
Responses	21	10	<b>13</b>
Employed (Related)	13	5	<b>8</b>
Employed (Non-Related)	6	3	<b>2</b>
Seeking Employment	0	0	<b>2</b>
Not Available for Employment	2	2	<b>1</b>
Employed in LTC District	17 (89%)	4 (50%)	<b>8 (80%)</b>
Hourly Median Wage	\$14.63	\$14.25	<b>\$18.23</b>
Hourly Wage Range	\$10.50 - 21.80	\$11.00 - 24.00	<b>\$10.00 - 25.00</b>
Annual Median Salary	\$35,000	\$29,640	<b>\$36.397</b>
Annual Salary Range	\$20,580 - 58,598	\$22,878 - 49,916	<b>\$20,798 - 52,000</b>

### RELATED GRADUATE EMPLOYMENT

Job Titles	Employers
Software Developer Branch Manger Legal Assistant Firefighter/Paramedic Internet IT Operations Manager Sales Representative Executive Administrative Assistant Medical Transcriptionist/Receptionist Maintenance Tech	Horizon Systems Bank Mutual Steimle Birschbach Allouez Fire Department Satori Foods Bemis Manufacturing Larry's Distributing Outagamie County Lakeshore Orthopaedics/Family Medicine Sheboygan Senior Community

**Industrial Maintenance****31-462-2**

	2006-07	2007-08	2008-09
Graduates	12	7	11
Responses	10	5	10
Employed (Related)	5	5	2
Employed (Non-Related)	1	0	2
Seeking Employment	2	0	4
Not Available for Employment	2	0	2
Employed in LTC District	6 (100%)	4 (80%)	4 (100%)
Hourly Median Wage	\$16.35	\$19.00	\$19.28
Hourly Wage Range	\$13.58 - 18.00	\$12.00 - 25.00	\$15.01 - 21.40
Annual Median Salary	\$36,624	\$39,520	\$40,099
Annual Salary Range	\$28,246 - 40,320	\$24,958 - 51,996	\$31,218 - 51,996

**RELATED GRADUATE EMPLOYMENT**

<b>Job Titles</b>	<b>Employers</b>
Production Tech I Maintenance Maintenance Mechanic Tool Finisher	American Excelsior American Dairy Brands Bemis Manufacturing

## IT - Computer Support Specialist 10-154-3

	2006-07	2007-08	2008-09
Graduates	NA	NA	5
Responses	NA	NA	5
Employed (Related)	NA	NA	2
Employed (Non-Related)	NA	NA	2
Seeking Employment	NA	NA	1
Not Available for Employment	NA	NA	0
Employed in LTC District	NA	NA	1(25%)
Hourly Median Wage	NA	NA	\$15.02
Hourly Wage Range	NA	NA	\$10.00-\$18.33
Annual Median Salary	NA	NA	\$31,239
Annual Salary Range	NA	NA	\$20,798-38,124

### RELATED GRADUATE EMPLOYMENT

Job Titles	Employers
Customer Service Representative	Best Buy

**IT - Network Specialist****10-150-2**

	2006-07	2007-08	2008-09
Graduates	10	15	21
Responses	8	11	16
Employed (Related)	2	1	7
Employed (Non-Related)	5	5	3
Seeking Employment	1	1	0
Not Available for Employment	0	4	6
Employed in LTC District	5 (71%)	6 (100%)	5 (50%)
Hourly Median Wage	NA	\$10.75	<b>\$12.47</b>
Hourly Wage Range	NA	\$8.95 - 15.50	<b>\$9.00 - 18.00</b>
Annual Median Salary	NA	\$22,360	<b>\$25,936</b>
Annual Salary Range	NA	\$18,615 - 32,238	<b>\$18,718 - 37,437</b>

**RELATED GRADUATE EMPLOYMENT**

<b>Job Titles</b>	<b>Employers</b>
Computer Support Tech Help Desk Team Leader Help Desk Operator IT Support Specialist	AOL Federal Mogul Mills Fleet Farm Kiel Area School District Thrivent Financial Lutheran Temp Agency Tech Systems

**Machine Tool Operation****31-420-1**

	2006-07	2007-08	2008-09
Graduates	5	12	11
Responses	5	4	9
Employed (Related)	3	4	1
Employed (Non-Related)	1	0	2
Seeking Employment	1	0	3
Not Available for Employment	0	0	3
Employed in LTC District	4 (100%)	4 (100%)	2 (67%)
Hourly Median Wage	\$15.95	\$15.63	NA
Hourly Wage Range	\$12.50 - 21.50	\$14.50 - 16.70	NA
Annual Median Salary	\$41,470	\$32,510	NA
Annual Salary Range	\$28,000 - 48,160	\$30,158 - 34,733	NA

**RELATED GRADUATE EMPLOYMENT**

<b>Job Titles</b>	<b>Employers</b>
Tech Manager Machinist	Office Max Centerline Machine & Grinding

**Marketing****10-104-3**

	2006-07	2007-08	2008-09
Graduates	20	8	8
Responses	18	4	5
Employed (Related)	12	3	1
Employed (Non-Related)	3	1	2
Seeking Employment	1	0	0
Not Available for Employment	2	0	2
Employed in LTC District	13 (87%)	3 (75%)	3 (100%)
Hourly Median Wage	\$12.00	\$9.25	NA
Hourly Wage Range	\$8.73 - 20.00	\$7.50 - \$20.00	NA
Annual Median Salary	\$25,376	\$19,240	NA
Annual Salary Range	\$21,060 - 58,240	\$15,599 - 41,597	NA

**RELATED GRADUATE EMPLOYMENT**

<b>Job Titles</b>	<b>Employers</b>
Sales	Calvery Chapel

**Mechanical Design****10-606-1**

	2006-07	2007-08	2008-09
Graduates	11	13	14
Responses	10	9	5
Employed (Related)	9	8	2
Employed (Non-Related)	1	1	1
Seeking Employment	0	0	1
Not Available for Employment	0	0	1
Employed in LTC District	6 (60%)	9 (100%)	3 (100%)
Hourly Median Wage	\$15.10	\$18.45	\$18.85
Hourly Wage Range	\$13.78 - 24.60	\$6.55 - 31.25	\$15.00 - 22.69
Annual Median Salary	\$34,513	\$38,376	\$39,205
Annual Salary Range	\$28,662 - 62,000	\$13,623 - 64,995	\$31,198 - 47,192

**RELATED GRADUATE EMPLOYMENT**

<b>Job Titles</b>	<b>Employers</b>
Engineering Designer Product Cad Drafter I	Sargento Foods Thermo Fischer Scientific

# Medical Administrative Specialist / Transcriptionist

**10-106-4**

	2006-07	2007-08	2008-09
Graduates	4	6	3
Responses	4	6	2
Employed (Related)	3	2	0
Employed (Non-Related)	1	3	1
Seeking Employment	0	0	1
Not Available for Employment	0	1	NA
Employed in LTC District	3 (75%)	5 (100%)	NA
Hourly Median Wage	NA	\$12.00	NA
Hourly Wage Range	NA	\$7.25 - 15.00	NA
Annual Median Salary	NA	\$24,960	NA
Annual Salary Range	NA	\$15,079 - 31,198	NA

## RELATED GRADUATE EMPLOYMENT

Job Titles	Employers

# Medical Coding

**30-503-2**

	2006-07	2007-08	2008-09
Graduates	NA	NA	6
Responses	NA	NA	5
Employed (Related)	NA	NA	2
Employed (Non-Related)	NA	NA	1
Seeking Employment	NA	NA	1
Not Available for Employment	NA	NA	1
Employed in LTC District	NA	NA	3(100%)
Hourly Median Wage	NA	NA	NA
Hourly Wage Range	NA	NA	NA
Annual Median Salary	NA	NA	NA
Annual Salary Range	NA	NA	NA

## RELATED GRADUATE EMPLOYMENT

Job Titles	Employers
Customer Service Representative Intake Specialist Physician Billing Specialist	Aurora Sheboygan Clinic Holy Family Memorial
Note: This program began in 2008.	

**Medical Assistant****31-509-1**

	2006-07	2007-08	2008-09
Graduates	21	18	19
Responses	17	16	11
Employed (Related)	14	14	8
Employed (Non-Related)	1	1	0
Seeking Employment	1	0	0
Not Available for Employment	1	1	3
Employed in LTC District	10 (67%)	14 (93%)	4 (67%)
Hourly Median Wage	\$12.00	\$11.90	\$12.49
Hourly Wage Range	\$10.00 - 14.00	\$11.73 - 14.23	\$11.85 - 14.50
Annual Median Salary	\$25,805	\$24,752	\$24,854
Annual Salary Range	\$19,600 - 29,792	\$24,397 - 29,596	\$24,646 - 30,158

**RELATED GRADUATE EMPLOYMENT**

<b>Job Titles</b>	<b>Employers</b>
Certified Medical Assistant Medical Assistant	Prevea Sheboygan Woman's Health Aurora Health Care Aurora Bay Care Holy Family Memorial Aurora Dermatology Associates

**Medication Assistant****30-510-3**

	2006-07	2007-08	2008-09
Graduates	20	4	10
Responses	17	3	5
Employed (Related)	16	2	2
Employed (Non-Related)	0	0	0
Seeking Employment	0	1	0
Not Available for Employment	1	0	3
Employed in LTC District	16 (100%)	2 (100%)	NA
Hourly Median Wage	\$13.00	NA	NA
Hourly Wage Range	\$11.59 - 15.00	NA	NA
Annual Median Salary	\$27,597	NA	NA
Annual Salary Range	\$25,196 - 33,600	NA	NA

**RELATED GRADUATE EMPLOYMENT**

<b>Job Titles</b>	<b>Employers</b>
Medication Assistant/Certified Nurses Assistant Medical Technician	Sunny Ridge Golden Living Center

# Nursing Assistant

**30-543-1**

	2006-07	2007-08	2008-09
Graduates	257	252	<b>299</b>
Responses	155	135	<b>220</b>
Employed (Related)	59	53	<b>62</b>
Employed (Non-Related)	16	7	<b>11</b>
Seeking Employment	7	3	<b>13</b>
Not Available for Employment	71	72	<b>134</b>
Employed in LTC District	69 (92%)	58 (97%)	<b>50 (94%)</b>
Hourly Median Wage	\$10.46	\$10.50	<b>\$10.40</b>
Hourly Wage Range	\$9.00 - 19.04	\$7.50 - 17.50	<b>\$8.00 - 18.33</b>
Annual Median Salary	\$24,108	\$21,840	<b>\$21,630</b>
Annual Salary Range	\$19,152 - 44,634	\$15,599 - 36,397	<b>\$16,638 - 38,123</b>

## RELATED GRADUATE EMPLOYMENT

Job Titles	Employers
CNA	Cedar Community
Dietary Aide	Cedar Grove Gardens
LPN	Countryside Manor
Special Needs Child	Gables on the Pond
Nursing Assistant	Golden Living Center
Independent Living Assistant	Harbor House
Resident Caregiver Assistant	Hamilton Care Center
Caregiver	Harmony Assisted Living
Health Care Assistant	Heartland Homes Senior Living
	Holy Family
	Homes for Independent Living
	Manitowoc Health & Rehab
	Manitowoc Home Health Care
	Meadow View Manor
	Morningside Health Care Center
	Pine Haven
	Rocky Knoll Health Care Center
	Shady Lane Nursing Home
	Sharon Richardson Community Hospice
	Sheboygan Community Health
	Sheboygan Memorial Medical Center
	Sheboygan Progressive
	Sheboygan Retirement Community
	St. Mary's at Felician Village
	St. Mary's Nursing
	Sunny Ridge Nursing Home

## Nursing - Associate Degree

**10-543-1**

	2006-07	2007-08	2008-09
Graduates	35	43	<b>41</b>
Responses	31	23	<b>25</b>
Employed (Related)	30	20	<b>23</b>
Employed (Non-Related)	0	1	<b>0</b>
Seeking Employment	1	1	<b>2</b>
Not Available for Employment	0	1	<b>0</b>
Employed in LTC District	26 (87%)	17 (81%)	<b>17 (77%)</b>
Hourly Median Wage	\$22.08	\$23.38	<b>\$22.19</b>
Hourly Wage Range	\$21.00 - 34.75	\$11.61 - 50.00	<b>\$20.00 - 27.00</b>
Annual Median Salary	\$44,788	\$48,630	<b>\$46,152</b>
Annual Salary Range	\$41,184-109,133	\$24,147-103,992	<b>\$41,597-56,156</b>

### RELATED GRADUATE EMPLOYMENT

Job Titles	Employers
RN RN Service Coordinator/House Nurse	Aurora Health Care Aurora Sheboygan Memorial Medical Aurora St. Lukes Bellin Health Crestwood Senior Living Department of Correction - Taycheedah Extended Care Felician Village Golden Living Center Homestead Care Center Rivers Bend Shady Lane Nursing Home Sheboygan Progressive Care Center Sheboygan Surgery Center St. Nicholas Hospital St. Mary's
	St. Nicholas Hospital Comprehensive Wound Care Clinic Wheaton Franciscan Willowdale Nursing & Rehab Center

**Office Assistant****31-106-1**

	2006-07	2007-08	2008-09
Graduates	12	5	6
Responses	11	4	6
Employed (Related)	5	2	1
Employed (Non-Related)	4	0	1
Seeking Employment	1	0	2
Not Available for Employment	1	2	2
Employed in LTC District	9 (100%)	2 (100%)	1 (100%)
Hourly Median Wage	\$11.00	NA	NA
Hourly Wage Range	\$10.00 - 11.00	NA	NA
Annual Median Salary	\$22,880	NA	NA
Annual Salary Range	\$22,400 - 24,640	NA	NA

**RELATED GRADUATE EMPLOYMENT**

<b>Job Titles</b>	<b>Employers</b>
Office Assistant	Kaat's Water Conditioning

**Paralegal****10-110-1**

	2006-07	2007-08	2008-09
Graduates	12	11	4
Responses	11	8	4
Employed (Related)	6	5	1
Employed (Non-Related)	3	3	2
Seeking Employment	1	0	1
Not Available for Employment	1	0	0
Employed in LTC District	4 (44%)	6 (75%)	1 (100%)
Hourly Median Wage	\$12.06	\$12.50	NA
Hourly Wage Range	\$9.50 - 16.07	\$8.15 - 14.00	NA
Annual Median Salary	\$26,040	\$26,000	NA
Annual Salary Range	\$21,280 - 36,000	\$16,950 - 29,118	NA

**RELATED GRADUATE EMPLOYMENT**

<b>Job Titles</b>	<b>Employers</b>
Paralegal/Legal Secretary	Laun Law Offices
<p>Note: This is a shared program with other WTCS colleges.</p>	

## Pharmacy Services Management **10-536-1**

	2006-07	2007-08	2008-09
Graduates	NA	6	7
Responses	NA	4	5
Employed (Related)	NA	4	2
Employed (Non-Related)	NA	0	2
Seeking Employment	NA	0	0
Not Available for Employment	NA	0	1
Employed in LTC District	NA	2 (50%)	NA
Hourly Median Wage	NA	\$16.81	NA
Hourly Wage Range	NA	\$10.67 - 33.18	NA
Annual Median Salary	NA	\$34,967	NA
Annual Salary Range	NA	\$22,191 - 69,009	NA

### RELATED GRADUATE EMPLOYMENT

Job Titles	Employers
Pharmacy Tech	Walgreens
<p>Note: This program started in 2007..</p>	

# Pharmacy Technician

**31-536-1**

	2006-07	2007-08	2008-09
Graduates	27	26	<b>35</b>
Responses	24	13	<b>24</b>
Employed (Related)	19	11	<b>11</b>
Employed (Non-Related)	1	0	<b>3</b>
Seeking Employment	3	1	<b>3</b>
Not Available for Employment	1	1	<b>7</b>
Employed in LTC District	3 (15%)	1 (9%)	<b>2 (15%)</b>
Hourly Median Wage	\$11.77	\$11.50	<b>\$11.50</b>
Hourly Wage Range	\$9.25 - 15.35	\$9.75 - 13.65	<b>\$8.50 - 13.86</b>
Annual Median Salary	\$26,354	\$23,920	<b>\$23,918</b>
Annual Salary Range	\$19,684 - 44,800	\$20,278 - 28,390	<b>\$17,679 - 28,827</b>

## RELATED GRADUATE EMPLOYMENT

<b>Job Titles</b>	<b>Employers</b>
Pharmacy Technician Certified Pharmacy Tech Pharmacy Technician II	Aurora Medical Center Bohlman Drug Central Pharmacy Good Value Pharmacy Hardy Drug ShopKo St. Joseph's Hospital VA Hospital Walgreens William S Middleton Memorial Veteran's Hospital
Note: This program is shared with other WTCS colleges.	

# Practical Nursing

**31-543-1**

	2006-07	2007-08	2008-09
Graduates	49	63	<b>42</b>
Responses	43	60	<b>37</b>
Employed (Related)	20	20	<b>13</b>
Employed (Non-Related)	0	0	<b>0</b>
Seeking Employment	1	4	<b>1</b>
Not Available for Employment	21	36	<b>23</b>
Employed in LTC District	18 (86%)	15 (75%)	<b>8 (62%)</b>
Hourly Median Wage	\$13.60	\$17.00	<b>\$17.29</b>
Hourly Wage Range	\$12.39 - 16.13	\$11.60 - 24.05	<b>\$17.72 - 23.50</b>
Annual Median Salary	\$29,141	\$35,360	<b>\$35,960</b>
Annual Salary Range	\$24,388 - 32,518	\$24,126 - 50,020	<b>\$36,855 - 48,876</b>

## RELATED GRADUATE EMPLOYMENT

<b>Job Titles</b>	<b>Employers</b>
Graduate Nurse LPN RN LPN/CMA AAMA Nurisng Assistant	Manitowoc Health & Rehab Bellin Health-Green Bay Aurora Oshkosh Hospital Dr. Hoetz St. Paul Elder Service Rocky Knoll Health Care Center New Castle Place Advance Pain Management Lasata Care Center Columbia St. Mary's/Marsho Medical

# Radiography

**10-526-1**

	2006-07	2007-08	2008-09
Graduates	25	20	14
Responses	21	12	10
Employed (Related)	21	12	6
Employed (Non-Related)	0	0	0
Seeking Employment	0	0	2
Not Available for Employment	0	0	2
Employed in LTC District	3 (14%)	4 (33%)	1 (17%)
Hourly Median Wage	\$18.19	\$18.50	<b>\$20.38</b>
Hourly Wage Range	\$17.90 - 22.00	\$12.36 - 24.55	<b>\$18.00 - 22.56</b>
Annual Median Salary	\$40,746	\$38,480	<b>\$42,387</b>
Annual Salary Range	\$35,084 - 49,280	\$25,709 - 51,060	<b>\$37,437 - 46,921</b>

## RELATED GRADUATE EMPLOYMENT

<b>Job Titles</b>	<b>Employers</b>
Radiologic Technologist CT Tech X-Ray Technologist MRI Tech	Next Care Urgent Care Ministry Health Care Aurora Medical Hospital Community Memorial Hospital Mobilex USA Bay Area Medical Center
Note: This is a shared program with other WTCS colleges.	

# Supervisory Management

**10-196-1**

	2006-07	2007-08	2008-09
Graduates	29	21	<b>20</b>
Responses	28	15	<b>15</b>
Employed (Related)	24	9	<b>7</b>
Employed (Non-Related)	4	5	<b>4</b>
Seeking Employment	0	0	<b>2</b>
Not Available for Employment	0	1	<b>2</b>
Employed in LTC District	26 (93%)	13 (93%)	<b>9 (90%)</b>
Hourly Median Wage	\$19.23	\$18.25	<b>\$21.84</b>
Hourly Wage Range	\$11.00 - 28.00	\$13.46 - 34.54	<b>\$8.00 - 30.77</b>
Annual Median Salary	\$46,620	\$37,960	<b>\$45,424</b>
Annual Salary Range	\$23,452 - 78,400	\$27,995 - 71,838	<b>\$16,639 - 63,997</b>

## RELATED GRADUATE EMPLOYMENT

<b>Job Titles</b>	<b>Employers</b>
GSR Team Leader Supervisor Tech Service Rep Foreman Print Shop Supervisor Technical Services Manager	American Best Value Inn Kohler Co. Curt G. Joa

# Supply Chain Management

**10-182-1**

	2006-07	2007-08	2008-09
Graduates	11	18	<b>19</b>
Responses	9	14	<b>10</b>
Employed (Related)	7	9	<b>6</b>
Employed (Non-Related)	1	3	<b>3</b>
Seeking Employment	0	1	<b>1</b>
Not Available for Employment	1	1	<b>0</b>
Employed in LTC District	7 (88%)	10 (83%)	<b>4 (100%)</b>
Hourly Median Wage	\$14.59	\$16.85	<b>\$14.71</b>
Hourly Wage Range	\$11.75 - 20.00	\$13.25 - 37.40	<b>\$14.42 - 18.38</b>
Annual Median Salary	\$33,134	\$35,048	<b>\$30,594</b>
Annual Salary Range	\$25,230 - 44,800	\$27,558 - 77,786	<b>\$29,991 - 38,227</b>

## RELATED GRADUATE EMPLOYMENT

<b>Job Titles</b>	<b>Employers</b>
Materials Controller Coordinator Customer Service Buyer Receiving Clerk Materials Controller Production Scheduler	Curt G. Joa Inc. LDI Industries Plymouth Foam Inc Kohler Co Nemschoff Chairs Johnsonville Sausage

# Surgical Technology

**31-512-1**

	2006-07	2007-08	2008-09
Graduates	7	4	4
Responses	6	4	3
Employed (Related)	3	3	2
Employed (Non-Related)	1	1	0
Seeking Employment	2	0	1
Not Available for Employment	0	0	0
Employed in LTC District	3 (75%)	3 (75%)	1 (50%)
Hourly Median Wage	NA	\$15.80	<b>\$15.87</b>
Hourly Wage Range	NA	\$10.40 - 17.00	<b>\$15.75 - 15.98</b>
Annual Median Salary	NA	\$32,864	<b>\$33,007</b>
Annual Salary Range	NA	\$21,630 - 35,357	<b>\$32,757 - 33,236</b>

## RELATED GRADUATE EMPLOYMENT

<b>Job Titles</b>	<b>Employers</b>
Surgical Technologist	Waupun Memorial Hospital St. Nicholas Hospital

**Welding—Industrial****31-442-1**

	2006-07	2007-08	2008-09
Graduates	5	13	<b>24</b>
Responses	5	7	<b>17</b>
Employed (Related)	4	5	<b>5</b>
Employed (Non-Related)	1	2	<b>3</b>
Seeking Employment	0	0	<b>5</b>
Not Available for Employment	0	0	<b>4</b>
Employed in LTC District	4 (80%)	7 (100%)	<b>5 (63%)</b>
Hourly Median Wage	\$14.27	\$15.03	<b>\$17.00</b>
Hourly Wage Range	\$10.60 - 15.10	\$8.00 - 20.00	<b>\$14.00 - 22.36</b>
Annual Median Salary	\$32,045	\$31,262	<b>\$35,357</b>
Annual Salary Range	\$22,048 - 32,810	\$16,638 - 41,597	<b>\$29,118 - 46,505</b>

**RELATED GRADUATE EMPLOYMENT**

<b>Job Titles</b>	<b>Employers</b>
Welder Maintenance Fabricator/Welder	Belke Corp Oshkosh Truck Cap Co Aldag Honold Mechanical Oshkosh Corporation

# Appendix

## 2008 - 2009 Graduate Survey Template

1. **How satisfied are you with the education and training you received at LTC?** (please circle one)

Very satisfied  
Satisfied  
Unsatisfied  
Very unsatisfied

2. **What was your PRIMARY reason for attending LTC?**

Job preparation  
Career change  
Improve existing skills  
Preparation for additional education  
Personal interest  
Other: \_\_\_\_\_

3. **Which ONE of the following BEST describes your current employment status?**

Employed (or active military service)  
Seeking employment  
Student, not available for employment  
Homemaker, not available for employment  
Disabled, not available for employment  
Other, not available for employment

Note: If you are currently employed, please continue to Question 4. If not employed, stop here.

4. **When did you begin working in your present position?**

Prior to attending LTC  
While attending LTC  
After graduating from LTC

# Appendix

**5. Is your job related to the training you received at LTC?**

Yes (*skip question 6.*)  
No

**6. Employment Information:**

A. Job Title: \_\_\_\_\_

B. Company/Employer: \_\_\_\_\_

Address: \_\_\_\_\_

City / State / Zip: \_\_\_\_\_

Supervisor: \_\_\_\_\_

Supervisor Telephone: \_\_\_\_\_

C. What is your present wage before deductions? \$ \_\_\_\_\_ **Per**  
hour / week / month / year  
Do not include overtime.

D. How many hours do you work in an average week? \_\_\_\_\_

Comments:

---

---

---

---



*Thank you to all the  
dedicated  
instructors and staff  
at LTC who help our  
graduates succeed!*